


CUB FUN DAY

(2nd and 3rd graders)



Saturday, March 10, 2012
Camp Patten

2012 Cub Fun Day

March 10
Camp Patten

Camp Patten is the place to be for fun and excitement! This year Cub Fun Day will give Cub Scouts an opportunity for Archery, BB Shooting AND the great Cubmobile Race!

Registration fee: \$12 per Cub Scout (includes lunch for the Cub Scout)
\$3 each for additional lunches (parents/siblings)

If your den/pack plans to provide their own lunches, please let us know. We MUST have an accurate count for lunch to accommodate all the additional parents and/or siblings who pay for lunch. If numbers are not indicated on the registration form for additional lunches, NO LUNCHES will be prepared/provided except for the Cub Scouts who are registered.

CUBMOBILE RACING INFORMATION

Check-in times:

**Wolf Cub Scouts can begin checking in (racers and cubmobiles) at 9:00 am.
Racing will begin at 9:30 am.

**Bear Cub Scouts begin checking in at 12:30 am. Racing will start at 1:00 pm

Each Den Needs:

1. One car per eight boys in each den or pack, max. eight boys per team (all boys in a team will race with the same car) If there are ten boys in your Wolf or Bear den racing, you will need two cars – two teams of five.
2. Helmet, Elbow Pads, and Knee Pads (one set per den)
3. There has to be at **least** two racers per den to qualify as a team. If only one Wolf or one Bear is coming, that Scout can race with the other group.

Rules:

All cars are to be made with recommended materials.

(Nothing can be added to weigh the car down)

No Fred Flintstone driving (this means feet and hands stay on the cubmobile)

Judging the Race:

All racers will race 2 times down the lane and will be timed. The average time per boy per den will determine the winners. Racers not completing the course to the finish line will receive a penalty added to the slowest time in the den.

BB SHOOTING AND ARCHERY RANGES

Both the BB Shooting and Archery Ranges will be open to Bears in the morning, and Wolf Cub Scouts in the afternoon. There is no set schedule for dens to participate.

There will not be enough time for boys to earn the BB Shooting or Archery Belt Loops. This activity is provided to give our Cub Scouts another opportunity to do that FUN stuff they all (or most) want to do in Scouting! Belt Loops can be earned at Cub Scout Day Camp in June.

Please duplicate this sheet as needed

2012 CUB FUN DAY
Registration Form
(Please Register by Fri., Mar. 2)

Pack _____ Rank _____

<i>Scout</i>	<u>\$12 Fee</u>	<u>Additional Lunches (\$3)</u>
1.		
2.		
3.		
4.		
5.		
6.		
7.		
8.		

2012 CUB FUN DAY
Registration Form
(Please Register by Fri., Mar. 2)

Pack _____ Rank _____

<i>Scout</i>	<u>\$12 Fee</u>	<u>Additional Lunches (\$3)</u>
1.		
2.		
3.		
4.		
5.		
6.		
7.		
8.		

TOTAL CUB SCOUTS _____ x \$12 = _____

Additional Lunches _____ X \$3 = _____

TOTAL FEES: _____

Cubmobile Specs and Parts

- ❑ See the illustration for building materials and hardware.
- ❑ Wheels may not exceed 10 inches in diameter or be less than 7 inches in diameter.
- ❑ All wheels must be equipped with solid (non- pneumatic) rubber tires.
- ❑ The car frame is made from 2-by-4 construction lumber.
- ❑ The car frame has a maximum of 52 inches. (Not to exceed this in length)
- ❑ The wheelbase has a maximum of 4 feet.
- ❑ The width of the car frame will not exceed 28 inches
- ❑ Use ½ inch bolts to hold the frame. Screws are a second choice. Nails are **not** suitable.
- ❑ All cars must have a seat with a braced backrest so the boy can comfortably steer with his feet. *Adjustable seats are **required** due to boys being different heights.*
- ❑ Cars must be equipped with an adequate safety belt securely fastened to the frame of the car. Seat belts should be of automotive or aircraft type (heavy duty).
- ❑ Steering is done with the feet, placed on the front axle
- ❑ The rope on the front axle should not be used to steer but to steady the car during driving
- ❑ If threaded axles are used, the nuts must be secured with cotter pins, locking nuts, or tie wires.
- ❑ Cars must be equipped with a hand brake. Its rubbing surface must be faced with a rubber material such as a strip of an old tire. This will stop the car when dragged on the ground.
- ❑ During the race the 2-by-4-inch blocks fastened ¼ inch(.25) or less from the centerboard will limit the turning radius. See illustration. Please secure blocks with at least two bolts per block. ¼ inch or less space for center axle to blocks will be strictly enforced.
- ❑ Steering limiter blocks should be made of durable material as they are prone to splitting and being torn loose!

***Please note on the diagram the addition of required footrests so that the Scouts' feet do not hit the ground.**

****It is suggested that you bring spare parts (i.e., front and rear axles) in case of breakage.**

Remember, your most important concern in building this vehicle should be:

THE SAFETY OF THE DRIVER!!!!!!

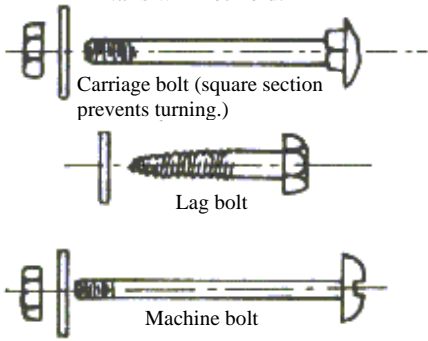
For seat details, see next page.

Cubmobile Specs and Parts

7-8" Diameter wheels from lawnmower, wagon, tricycle, barbells, etc.

Reinforce this area with glue, screws, extra bolts, etc. The joint at the rear axle tends to work loose fast and this can cause steering problems!

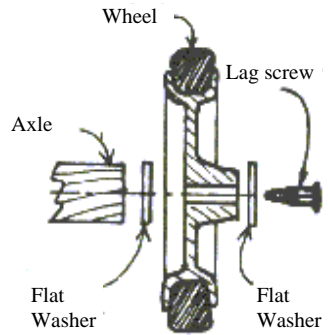
Use these type fasteners. Nails will not hold.



Footrest, to prevent feet from hitting ground

Frame: 2 x 4 52" long

Steering bridle: 1/4" nylon rope



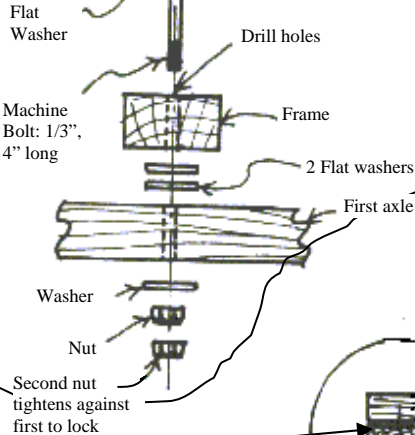
Axles: 2 x 4 28" long

Front axle attachment detail

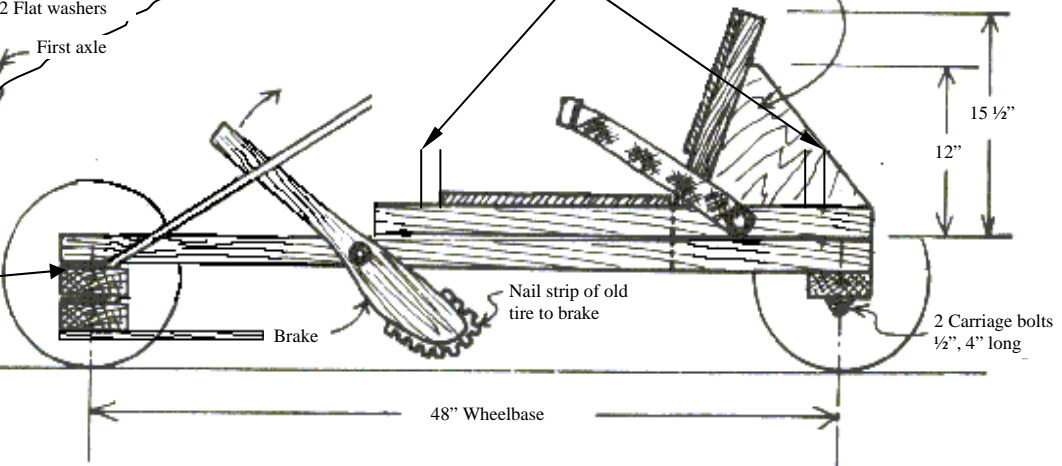
Safety blocks to limit steering angle.

Bolt seat to frame with 3/8" carriage bolts, 2 places, to achieve adjustable seat

Plywood brace: one each side



Footrest



Detail of seat construction

